

The Yahoo Answers Traffic Guide

The Long Tail Treasure

Home of Todd Alan's **FREE** Long Tail Treasure Affiliate Marketing ECourse that details the steps Todd Alan took to make \$7,000 in his First 60 days!

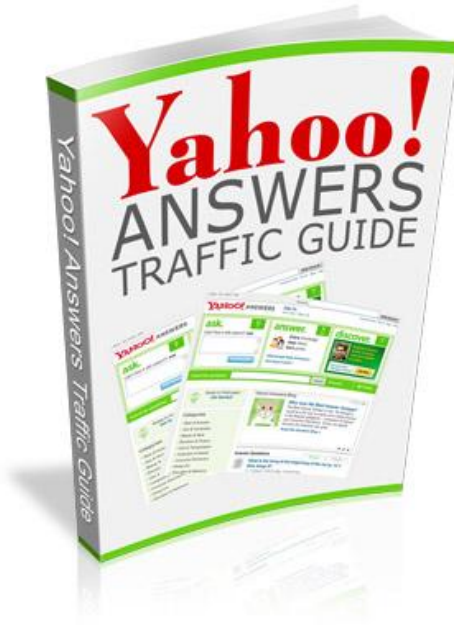
www.LongTailTreasure.com

LongTailTreasure.blogspot.com

www.squidoo.com/LongTailTreasure



The Yahoo Answers Traffic Guide



Disclaimer:

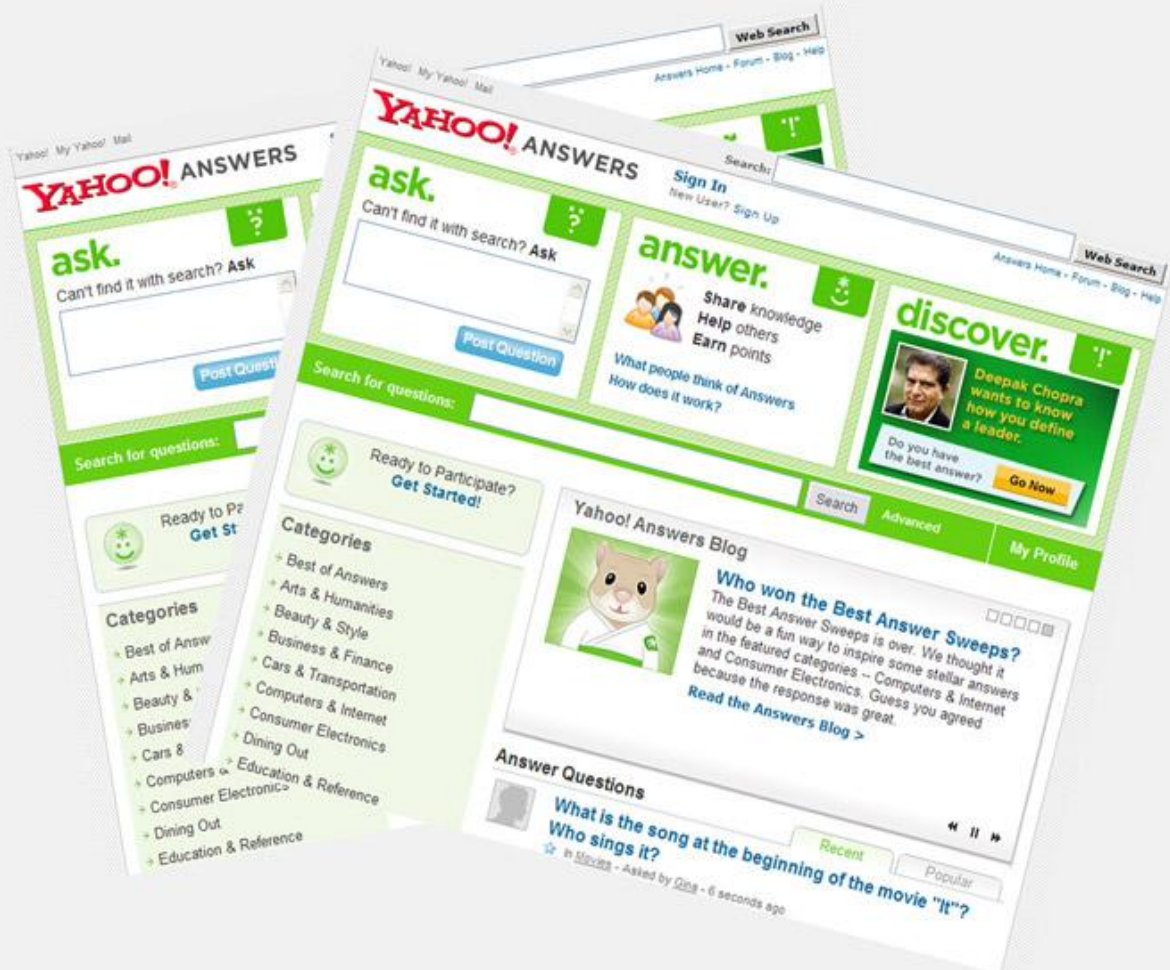
Every effort has been made to make this eBook as complete and accurate as possible. However, there may be mistakes both typographical and in content. Therefore, the texts should be used only as general guides and not as the ultimate sources of the subject matters covered.

The authors shall have neither liability nor responsibility to any person or entity with respect to any loss or damage caused or alleged to be caused directly or indirectly by the information covered in this eBook.

Yahoo!

ANSWERS

TRAFFIC GUIDE



YAHOO! ANSWERS TRAFFIC GUIDE

One of the easiest ways to generate traffic to your website is often one of the most overlooked methods as well, Yahoo Answers. Not only is it a simplified method of driving targeted traffic to your site, it is also absolutely free to use.

This strategy will be broken down for you in a step-by-step format, making it easy for you to incorporate this technique into your own marketing efforts. You'll quickly discover just how incredibly powerful this tactic is when you begin to analyze your traffic and see just how much Yahoo Answers is directing your way.

And for those who might be wondering whether Yahoo Answers has a large enough user base to yield a worthwhile response, here is what Yahoo Answers has to say:

→ *With more than 21 million unique users in the U.S. and 90 million worldwide, Yahoo! Answers is the largest knowledge-sharing community on the Web.*

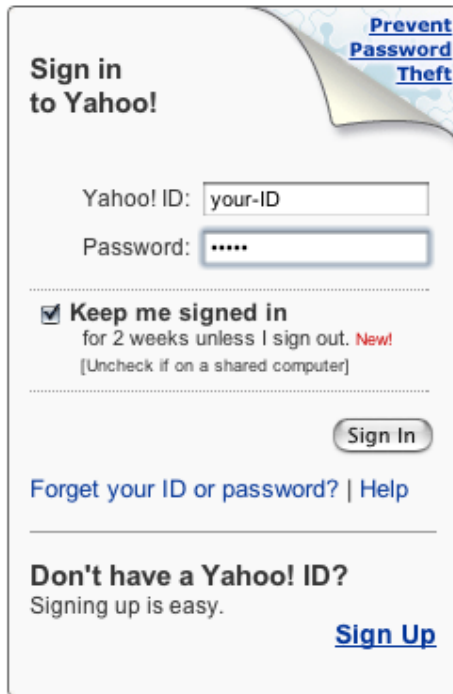
Is that big enough for you? If so, let's get started!

Step One: Open a Yahoo Answers Account

You will need a Yahoo Answers account to be able to answer open questions. To create your account visit:

<http://answers.yahoo.com>

You will be able to create your account using your current Yahoo messenger account if you already have an ID:



The image shows a screenshot of the Yahoo! sign-in page. At the top right, there is a blue banner that says "Prevent Password Theft". Below this, the text "Sign in to Yahoo!" is displayed. There are two input fields: "Yahoo! ID:" with the placeholder text "your-ID" and "Password:" with placeholder dots. Below the password field is a checkbox labeled "Keep me signed in" which is checked. Underneath the checkbox, it says "for 2 weeks unless I sign out. New!" and "[Uncheck if on a shared computer]". A "Sign In" button is located below the checkbox. Below the button, there are links for "Forget your ID or password?" and "Help". At the bottom, there is a section for "Don't have a Yahoo! ID?" with the text "Signing up is easy." and a "Sign Up" link.

Step Two: Complete Your Profile

Once you have created a Yahoo Answers account and are logged in, you will be able to create or edit your profile. You should take a few minutes to fill out as much as information as you would like to share and then save your information.

You can choose to allow Yahoo Answer members to contact you via messenger, or keep this information private. You can also enable "email contact" if you would like to receive comments via email, or you can choose to disable all contact other than through the questions that you answer.

When you edit your profile it is recommended that you add a photo or customize an avatar. It's important to brand yourself and this is an easy way to make your profile more memorable as your photo will appear within your answers.

Step Three: Familiarize Yourself With Yahoo Answers

From the main Yahoo Answers page you will see categories listed on the left hand side. This is where questions are posted and grouped according to their subject matter. This is also where you will go when choosing the different types of questions that you would like to answer, and depending on the niche markets that you are involved in, you might find yourself answering a variety of questions from different categories and groups.

Categories

- Best of Answers
- Arts & Humanities
- Beauty & Style
- Business & Finance
- Cars & Transportation
- Computers & Internet
- Consumer Electronics

Before you start answering questions you should have an idea of what you plan to promote. That way you can find questions that are relevant to the website that you wish to advertise via the Yahoo Answers website. Each time you answer a question, you can include a "SOURCE" in a secondary box that accompanies your response. This is an easy way to promote your websites and direct people to find out more information about the topic of their question.

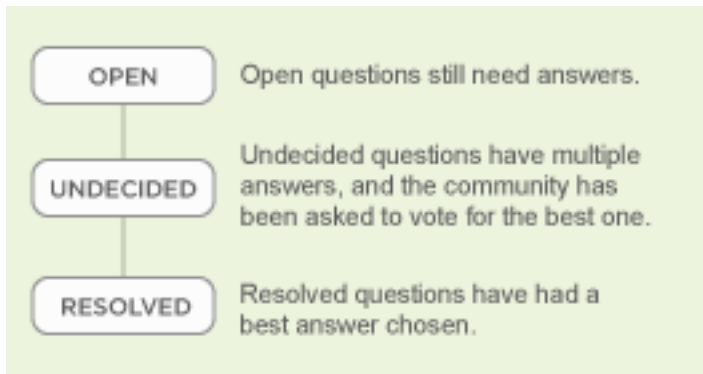
[Answer this Question](#)

Know your source? List it here:

You should also browse previously answered questions so that you can get a feel for the way other people have answered and addressed different questions, paying attention to those answers that were selected as being the

“TOP” response.

As you begin answering questions, you may run into a series of questions that are no longer open. Here is a breakdown of the life cycle of a question from the time it is first posted:



Questions that are **“Resolved”** are typically closed from receiving future follow ups while questions that are marked “Undecided” have not yet received a “TOP” vote.

Questions are open for **only four days** but the original poster can extend the period for a few extra days or if a question has been resolved, they can close it before that time period has ended.

It’s important to answer questions as thoroughly as you can and avoid spamming your websites within your answers. In fact, there are few times where including your website URL within the answer is acceptable at all. If those viewing your response feel that it is spam you will not receive votes and your answer may be removed entirely. Therefore, you should try to keep your websites within the “Source” box only. Those who liked your answer are likely to follow your

link to find out more especially if you are careful to answer questions that pertain to your niche market.

Start Promoting!

Due to the large number of people answering questions every minute of the day, it is important that **you are quick** when responding to open questions. As mentioned above, you must also do your best to answer the question as thoroughly as possible and be sure to **address the person who posted the question by name** (whenever possible). This has been known to increase your chances of being voted as "best answer" since the original poster feels that you are taking your time to address them personally.

Quick Tip: There is a built in spell checker available. Use it whenever possible to minimize spelling errors.

Remember that the ultimate goal is to be selected as the best answer (Top Answer) because the more often you are selected the more exposure your answer, profile and website will receive.

The Points System

As a member of Yahoo Answers you will earn points for each question that you answer. You will also discover that there are limits on the number of questions that you can answer each day until you build up your levels.

Here is a breakdown of the different levels that you can reach depending on the amount of points you receive every

day. (For the first week you will be focusing on building up your levels so that you can answer more questions by increasing your daily limit. Those who reach Level 4 can answer an unlimited number of questions every day.

Level	Points	Questions	Answers	Comments	Stars	Ratings	Votes
7	25000+	* unlimited *			100	unlimited	100
6	10,000 - 24,999	* unlimited *			100	unlimited	100
5	5,000 - 9,999	* unlimited *			100	unlimited	80
4	2,500-4,999	20	80	40	100	unlimited	80
3	1,000-2,499	15	60	30	100	unlimited	60
2	250-999	10	40	20	100	unlimited	40
1	1-249	5	20	10	10	0	20

When you start out you begin at **Level 1**. You are able to answer **20 questions every day** at this level. In the first day it is possible for you to earn 140+ points by answering 20 questions and you will earn more for every answer that is selected as the 'top choice'.

You will be able to view your Points and Level on the main page of Yahoo Answers (on the right hand side) under your name:

Total Points **190**
Level **1**

Here is an overview of how the points are accumulated.

Action	Points
Begin participating on Yahoo! Answers	One time: 100
Ask a question	-5
Choose a best answer for your question	3
No Best Answer was selected by voters on your question	Points Returned: 5
Answer a question	2
Deleting an answer	-2
Log in to Yahoo! Answers	Once daily: 1
Vote for a best answer	1
Vote for No best answer	0
Have your answer selected as the best answer	10
Receive a "thumbs-up" rating on a best answer that you wrote (up to 50 thumbs-up are counted)	1 per "thumbs-up"

When you begin answering questions you should focus on targeting your **main niche** until your levels increase and you are able to answer as many questions as you like. That way, you can start driving traffic to your site right away, despite being limited to only 20 questions a day.

Locating Specific Niche Related Questions

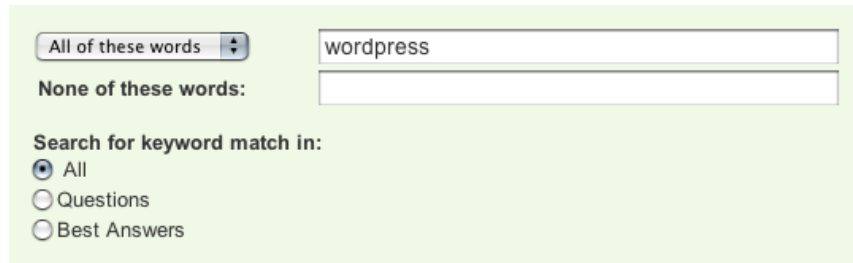
To find niche-specific questions that are still open for answering, click on the **"Advanced Search"** link to get started. You will find this at the top of the Yahoo Answers website once you are logged in.

Search for questions: [Advanced](#)

Once you have loaded up the Advanced Search page you will be able to enter in keywords that are relevant to your niche market. You can also minimize any time wasted by being certain to only search for questions that are still open for answering.

Advanced Search

Keyword



The screenshot shows the 'Advanced Search' form. Under the 'Keyword' section, there are two input fields: 'All of these words' containing 'wordpress' and 'None of these words' which is empty. Below these is a section titled 'Search for keyword match in:' with three radio button options: 'All' (selected), 'Questions', and 'Best Answers'.

Enter in you're a specific keyword that best describes your niche and set the "Keyword Match" to **"Questions"** as you are searching for questions to answer right away.

Category



The screenshot shows the 'Category' section of the search form. It features a dropdown menu on the left with a scroll bar, listing categories: 'All', 'Arts & Humanities', 'Beauty & Style', 'Business & Finance', and 'Cars & Transportation'. To the right of the dropdown are two empty text input boxes, each containing the word 'All' at the top.

Next, choose "ALL" when selecting your categories as sometimes questions may appear throughout different groups.

Be sure to filter out the questions so that you are searching only for questions in your primary language unless you are able to understand and respond in alternative languages.

And finally be sure to set the status of your search so that it

generates a list of **“Open Questions”** only. There is no sense in searching for questions that have been resolved (or are closed) from receiving additional responses.

Question Status

- All
- Resolved Questions - Best answer has been chosen
- Undecided Questions - Best answer is being chosen
- Open Questions - Best answer has not been chosen

Once you have completed this step you will generate a search results page that includes multiple un-answered questions found using your keyword(s).

In my example search, I requested the search engine to find open questions relating to **“Wordpress”**.

Here is what was found:

[Home](#) > Search Results

Search Results

1 - 10 of 52

SPONSOR RESULTS

Windows Live Writer

[Windows.com](#) - Blogging Has Never Been Easier Or More Fun. Get The Free Download.

Free Wordpress Themes

[www.wpsphere.com/wordpress-themes](#) - 100+ Free Professional Templates for your Blog.

How do I add widgets to Wordpress.com?

...add this widget: <http://blog.lioux.com/index.php/wordpress-plugins/collapsi...> to my...
Asked by [The Man!](#) - 3 days ago - [Programming & Design](#) - 1 Answer - Open Questions

How do i link in wordpress?

...insert a link to one of my pages on **wordpress**? I tried going to the page...
Asked by [FearieFire](#) - 14 hours ago - [Other - Computers](#) - 1 Answer - Open Questions

Cant find Plugin tab in Wordpress .?

Hi , i went through official **wordpress** document which states that we can add...
Asked by [B@ngaloreWhiz](#) - 4 days ago - [Other - Internet](#) - 1 Answer - Open Questions

By targeting the keyword "Wordpress", **52 un-answered questions are available to me.**

Search Results

1 - 10 of 52

To begin answering questions, simply click on the links to load up the **"Question and Answer"** page.

By answering questions that target my niche market and including a website that provides additional information about the question that I am answering I can easily generate traffic to my site in a few minutes, the time it takes for me to successfully answer the question. Even if my answer does not end up being chosen as the "top" answer, I can still generate traffic just by using the "Source" box.

Remember as well that Yahoo is the most popular search engine, outranking even Google.

By answering recent questions rather than digging through older ones you are ensuring that your website receives traffic not only from the Yahoo Answer center (and those who view your answer from within that section) but also from the Yahoo search engine as well!

Quick Tips To Top Traffic

Tip #1: Focus on answering recent questions, posted within the first three hours.

Tip #2: Always post a relevant website link in the Source box using a URL that sounds similar to the topic.

(example: If I was answering a question regarding weight loss, I would create a landing page specific to that niche and include it in the source box:

yourdomain.com/weight_loss_tips.html)

Tip #3: Answer questions as thoroughly as you can. The more specific you are with your answers, the better chance you have of being selected as the top choice.

Tip #4: After your limits are raised and you are able to answer more questions each day, start answering questions regardless of when they were posted (older ones are fine at this point). Every answer you submit will be included in Yahoo's search engine results page regardless of how old the original question was.

Tip #5: Be sure to include your keyword (that you are optimizing for) in your answer as best as you can. You can also add your URL (using a href tag) but if you do this incorrectly and your answer reeks of spam, you will not be chosen as the top answer and in some cases your answer may be removed completely.

Tip #6: It isn't just Yahoo's search engine that will pick up your answers (and links). Google may also spider your answers and give you credit for a back-link to be sure to answer as many questions as you can each day, until you reach your limit.

Tip #7: Stick with it. Building an impressive portfolio and developing your back-links takes time but if you create a strategy where you are answering questions on a daily basis, incorporating your keywords into your answers and linking to your websites within the source boxes you will see results relatively quickly.

The more effort you put into answering questions thoroughly and being chosen as the top answer the more traffic your website will receive. Always keep this mind when you are answering questions.

While quantity is important, so is quality!

Tip #8: Since you are answering questions across a variety of categories and niche markets, be sure that you know enough about the subject to provide a helpful response.

If you answer a question incorrectly, your credibility will wear down. It is important that you focus on answering questions relating to topics that you are familiar with. If you are unsure about a question take a few minutes to research the correct answer before posting. It is not possible to edit your answers once they are published!

There have been times where I was unsure of the correct

answer to a question but I was slowly getting involved in the niche and wanted to direct people to a landing page where I was showcasing a product via an affiliate link. I took a few minutes to search out the answer and posted it, only after I was certain it was correct. It resulted in my answer being selected as the "Best Answer" and a nice comment from the original poster:

Asker's Rating: *****

thanks for the advice! i really needed it! that was a great answer!

And one word of caution; Once you begin to receive positive ratings and feedback you'll find Yahoo Answers quite addictive! ;)

Tip #9: Don't underestimate the power of custom landing pages. Instead of directing people to the main page of your website, creating **specific pages** where you can lead people to find out more information, while sticking to the topic or subject that you are answering. This way you will avoid confusing your visitors who are simply looking for additional information about specific topics.

Tip#10: Points & More Points

You will receive points for answering questions (2 points per answer), 10 points for being selected as the best answer and an additional point for every answer you vote on. When you are building your levels it is important to collect as many points as you can so by voting on answers submitted by other people you are able to generate more points quickly, however you must be a LEVEL 2 to be able to vote on

answers, so do your best to get to that level as soon as possible.

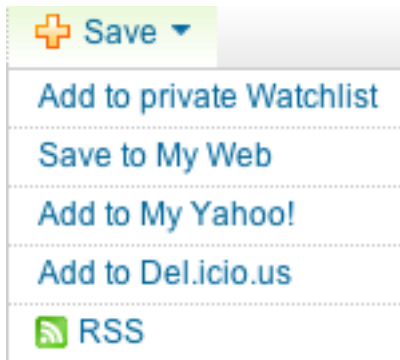
As you begin to earn points and answer more questions, you will become a top contributor and a badge will appear near your avatar picture. Once you are a top contributor you will be selected more often as the "best answer" and more people will view your answers, profile and your websites.

Use The Answers To Build Your Website

As a Yahoo Answers contributor you will begin to see a pattern emerge where the same types of questions are being asked over and over again. This is a great way to learn about the current topics that people are interested in and if you are clever enough to see the value in this, you can utilize these topics to create interesting blog posts that will capture attention and receive comments.

You can take it a step further and write articles based on the questions that you review. Submit these articles to EzineArticles.com and other directories to generate even more traffic. It's an easy way to research various niche markets and see just what people are interested in or needing help with!

To make things easier, you can choose to keep track of specific questions that you plan to address by clicking on the "SAVE" option under each question. You can save it to your RSS feeder or to your private watch-list.



Be The First, Every Time

One quick technique that will help you answer more questions before others is to subscribe to the RSS feed available through Yahoo!. You will receive a listing of recently asked questions that are still open and available to be answered, and best of all, these questions will be related to your chosen niche markets!

Here's how to set this up:

Go to the "Advanced Search" page as discussed earlier. Search for your specific keywords (primary ones that best describe your niche) and view the results page from your search.

At the very bottom of the page in the left hand corner, you will see the option to add that search query in your RSS reader, as shown below:

Add your Answers search for "wordpress" to My Yahoo!:



Once you have added this feed to your RSS reader, you will receive updates of new questions relating to your niche market (based on the keywords you just entered).

This makes it easy to be the first to answer new questions!

Repeat this process selecting keywords for each niche market that you are involved in and wish to receive notifications of.

Daily Tasks:

Every day, log into your Yahoo Answers account and view the open questions from the different categories or use the advanced tool to search for more specific questions based on keywords.

Answer the questions that are posted via the feeds.

Build landing pages that you can include in the source box with every question that you answer. Once you have designed a landing page for each niche market, you will always have a place to refer people to based on the subject of the question you are answering.

You should also take the time to create multiple pages for each niche so that if you answer a lot of questions in the same category you can direct your traffic to various places on your website. Writing articles relating to the niches that you are involved in is the best way to generate traffic and

continue to address different topics on your website.

One easy way to categorize your articles or create new topics on your website for different questions you answer is by installing a WordPress blog and organizing topics into groups. This way whenever you answer a new question or you find that certain questions are continuously asked, you can create a category on your blog for these specific topics in the event that your blog covers a wide variety of topics.

Tip: Purchase a domain that is generic, so that you can create a multi-topic blog. This will make it easier to direct people to the same website without having to create multiple blogs or purchasing multiple domain names.

Create A Yahoo Swipe File

By creating a swipe file of previously answered questions you will be able to cut and paste your answers and cover more ground. **Be sure to modify your answers** whenever required so that the person posting the question believes you have answered it exclusively for them.

While this is a time-saver and a method used by a lot of Yahoo Answers marketers, be careful not to simply paste the same answer repeatedly. Every question is different and you need to ensure that you modify to your answer or change it up a bit from time to time, depending on the nature of the question.

Cover Multiple Niche Markets Easily

If you are involved in multiple niche markets, you might benefit from creating multiple Yahoo Answer accounts. This will also help you answer more questions each day under different accounts while building up levels on all of them.

By creating multiple Yahoo Answer accounts you can also create different characters, (men/woman, parents, single men, divorced, etc) which will lend credibility when you are answering questions in different categories.

Yahoo Answers allows multiple accounts so you don't have to worry about breaking any rules, however voting for your own answers or point gaming **is not allowed**.

To make sure that you are familiar with the rules, you should read the **Community Guidelines** overview:

http://answers.yahoo.com/info/community_guidelines.php

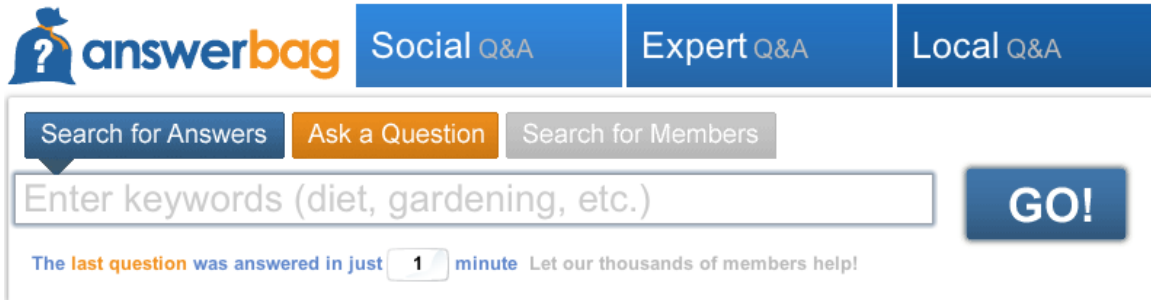
In the meantime, have fun with Yahoo Answers. It can be a very enjoyable and rewarding experience and an easy way to generate targeted traffic to your website. Just be sure to log in every day and build up your levels. The quicker you reach a level where you are able to answer an unlimited number of questions the more exposure you will receive.

To your success!

Additional Resources:

If Yahoo Answers isn't enough for you, Try This One:

Answer Bag: <http://www.answerbag.com>



Yedda: <http://www.Yedda.com>



[Home](#) :: [Ask](#) :: [Answer](#) :: [My Activity](#) :: [My Contacts](#) :: [Explore](#)

The Long Tail Treasure

Home of Todd Alan's **FREE** Long Tail Treasure Affiliate Marketing ECourse that details the steps Todd Alan took to make \$7,000 in his First 60 days!



www.LongTailTreasure.com

LongTailTreasure.blogspot.com

www.squidoo.com/LongTailTreasure